

Facts and statistics

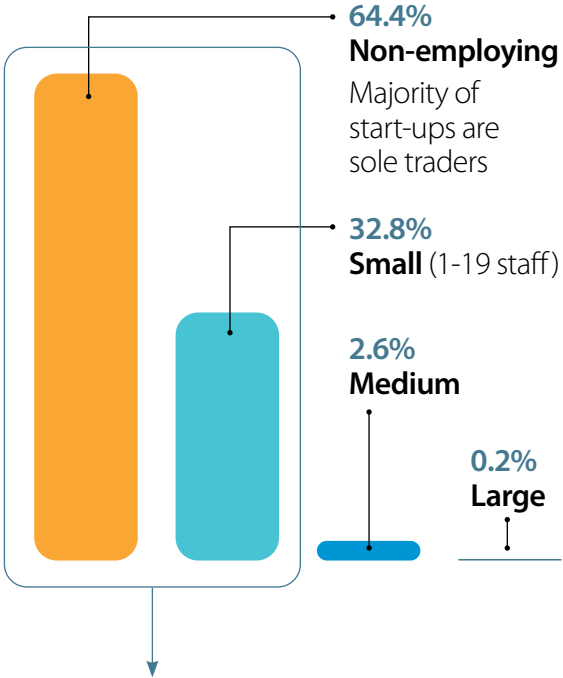
Small business in Western Australia - at a glance

Notes on statistics

- Statistics as of 30 June 2019.
- In relation to statistics, the SBDC uses the standard Australian Bureau of Statistics (ABS) definition of small business, which is any non-employing business or a business employing fewer than 20 people. However, for legal purposes, the definition of a small business is as stated in the [*Small Business Development Corporation Act 1983*](#).
- As with any analysis based on data sets it is subject to a degree of error. Individual numbers or percentages should not be used as absolutes.



Small Business
Development Corporation



97% of all businesses classified as small



2,314,647

small businesses in Australia



226,411

small businesses in WA



149,988

non-employed businesses in WA

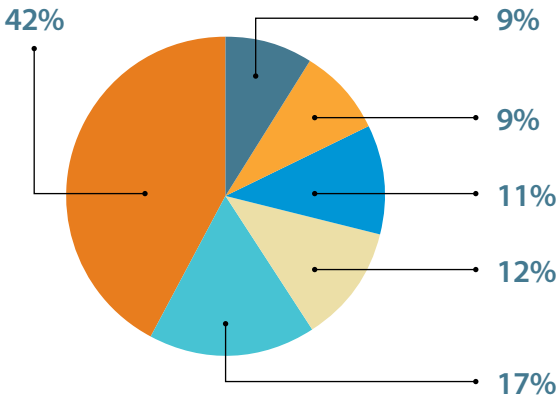
Location of small businesses in WA

78%

based in Perth metro area



WA small businesses by industry



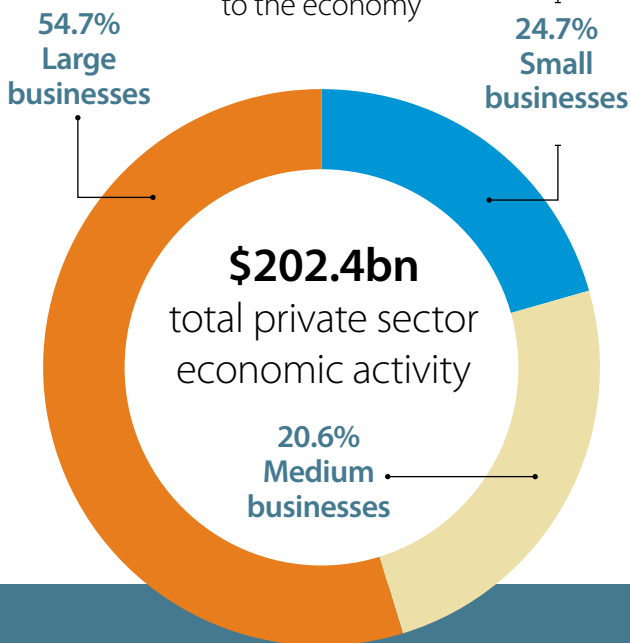
- Transport, Postal and Warehousing
- Financial and Insurance services
- Rental, Hiring and Real Estate services
- Professional, Scientific and Technical services
- Construction
- Combined other industries

Value of small business to WA economy

Small business contributes

\$50.1bn

to the economy



WA small businesses employ

493,650 people



41% of WA private sector workforce



133 140

Small Business Development Corporation

Level 2, 140 William Street, WA Perth 6000
(Above Perth Underground train station)
Access from Murray Street Mall

info@smallbusiness.wa.gov.au
smallbusiness.wa.gov.au

